



Moss Motors, Ltd. British Sports Car Collection

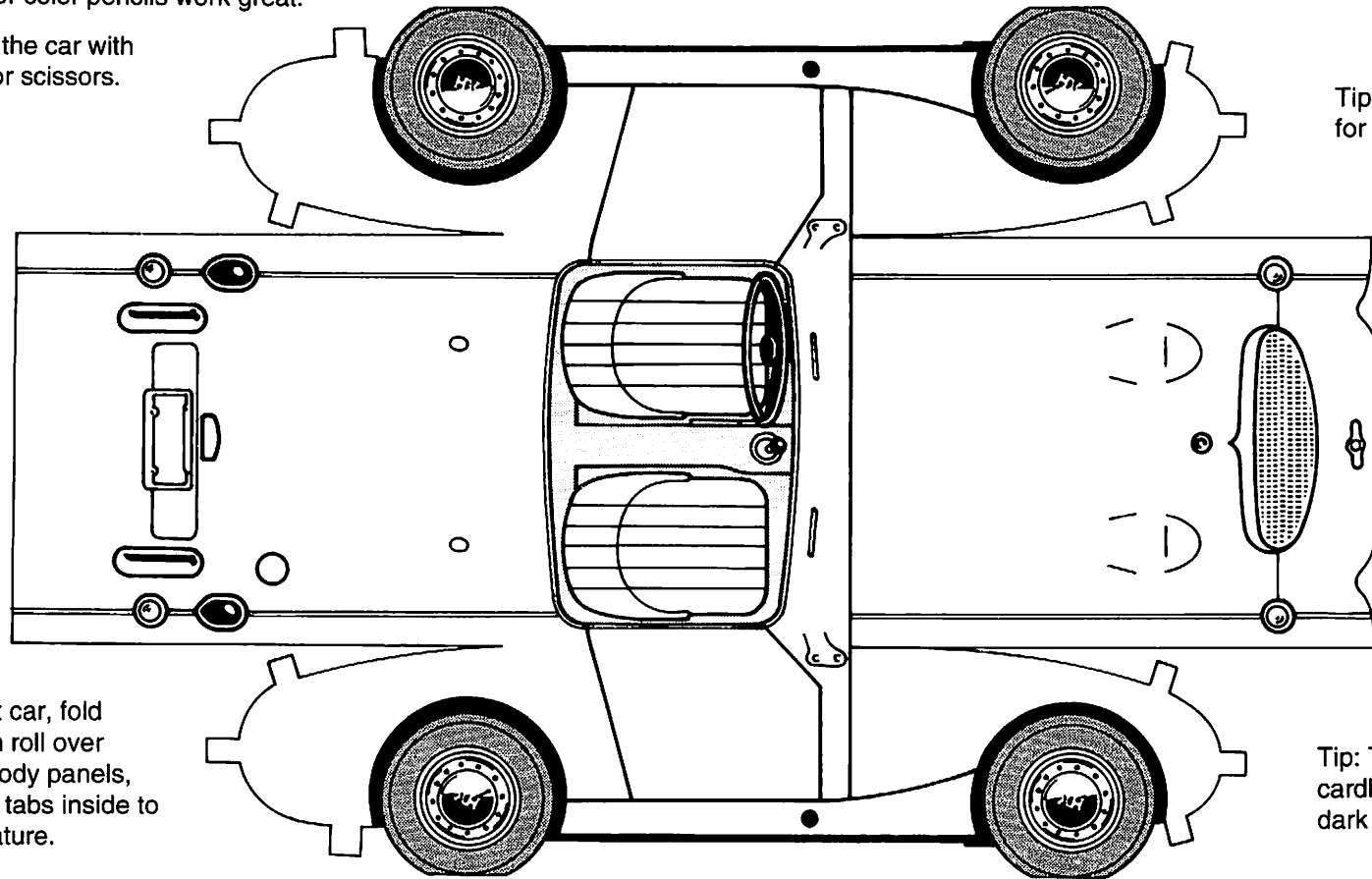
It is easier to color your Sprite before you cut it out.
Felt tip markers or color pencils work great.

Carefully cut out the car with
an X-Acto knife or scissors.

Austin-Healey Sprite Mk 1

Commonly called the "Frogeye" Sprite in the U.K., and the "Bugeye" Sprite here in the U.S.A., this tiny sports car has enjoyed an enthusiastic following over the years. A total of 49,615 were produced between 1958 to 1961.

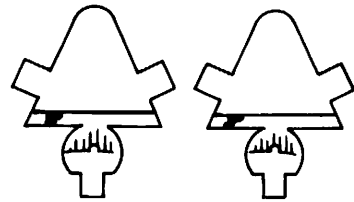
Tip: Make long folds using a ruler
for a straight-edge.





Optional oil spot

After cutting out car, fold
down tabs, then roll over
front and rear body panels,
gluing or taping tabs inside to
hold body curvature.

Tip: Tape completed model to
cardboard base. (Black or
dark gray looks good.)



Fold headlight nacelle as shown and
position in slots in hood.



Locate windshield in slots on cowl, giving it a
slight curvature to make it stand up.